

# Starla



Straight stairlift

# Stannah

**With so many colours and fabrics to choose from, it was easy to find a stairlift that complements my home.**



## Make a step change

**If a Stannah stairlift could make life easier, why wait?**

Life is better when you have the energy to do the things you want to do, like enjoying a visit from the grandchildren or entertaining friends. Our experience has taught us that the sooner a stairlift is installed, the sooner you will be able to start enjoying the things you love doing. Just think how a Stannah stairlift could make your day-to-day life easier.

**A stairlift that's right for you and your home.**

We know that not all homes are the same. If you think your stairs are unsuitable for a stairlift, we think you might be pleasantly surprised.

- Our slimline rails and fold-away chairs make the best use of available space, leaving enough room for others to use the staircase.
- Contrary to popular belief our rails are fitted to the staircase and not the wall – ensuring minimal mess and bother.
- Installation is quick and easy.

**"I am very pleased with the way it was fitted by your engineer, a most pleasant, informed, helpful person and am using it very easily indeed. So simple, no problems. It will be such a help for me."**

**Mrs Cooper, 2011**







**Over 500,000  
stairlifts sold  
globally**



## A company you can trust

We are a British, family-run company and have been for five generations. The current managing directors are the great, great grandchildren of Joseph Stannah, who started the company in the 1860s. His engineering principles and strong family values run as true today as they always have.

Now, 140 years later, we have manufactured more than 500,000 stairlifts and installed products in over 40 countries. The half-million milestone was commemorated with a visit from HRH The Prince of Wales – a proud day for all those who work at Stannah.

## The Starla

The Starla is the latest addition to the Stannah stairlift family. Its specially designed seat makes it one of the most ergonomic chairs we have, with great attention paid to ensuring your comfort and security.

It also has more custom options than any other stairlift and can be tailor-made to suit the interior of your home, whether it is contemporary or classic.



## Key features

### 1. Arm isolation

For added safety, the stairlift won't be able to move until the armrest closest to the ground floor is fully lowered.

### 2. Seat load sensor

We've installed a sensor in the seat that detects when you are sitting down. The stairlift won't operate until you are safely seated.

### 3. Easy-to-use seatbelt

To offer you even more security, and to accommodate those with less dexterity, we have specifically designed a seatbelt that can be easily fastened with one hand.

### 4. Safety edges

In the event that something obstructs the stairlift, sensors on the edge of the carriage and footrest will automatically bring the stairlift to a safe stop.



### 5. Easy-to-use controls

Effortlessly ride the Starla using our simple, intuitive controls that have been designed for those with less dexterity. They work with the lightest of touches, and can be operated using your hand, arm or wrist.



### 6. Wall controls

Ideal for when you need to summon your stairlift from another floor, or perhaps send it up or down to someone else who wants to use it.



**"... we are delighted with the installation which will be of great benefit to both of us. Your engineer did an excellent job."**

**Mr Preston, 2011**



## Using your Starla

**The simple-to-use Starla stairlift has been designed to make your life easier and will help you to rediscover your independence. This step-by-step guide demonstrates some of its key features.**



1. The wall-mounted controls at the top and bottom of the stairs make it easy to call the stairlift wherever you are.



2. Simply unfold both armrests, followed by the seat. The seat-to-footrest link will automatically lower the footrest down too.



3. The seat load sensor will allow you to take your time to get comfortable before the chair moves. Fasten your seatbelt for extra security.



4. Gently apply pressure to the light-touch control in the direction you wish to travel and your Starla will glide smoothly up or down the stairs.



5. When at the top of the stairs, the footrest will stop level with your landing. You can then swivel the chair to face the landing to alight safely.



6. For added safety, the Starla can remain in the swivelled position to form a barrier at the top of the stairs.



7. When not in use, your Starla folds neatly against the wall, giving you and others plenty of space.



# Your Starla - tailored for you

## Standard Package



Straight silver rail



Retractable seatbelt



Light-touch control

☐ Left hand   ☐ Right hand

The Starla is our most customisable stairlift. In addition to the standard package, you can choose from a range of other optional extras that will ensure your Starla is just right for you. Our sales consultants will guide you through the various options available to you.



Manual swivel seat



Seat-to-footrest link

## Dark wood trim



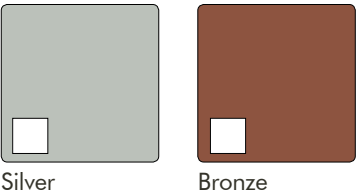
## Light wood trim



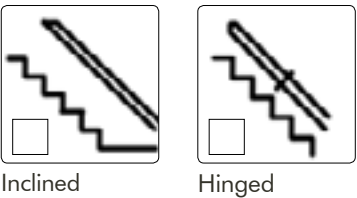
## Fully upholstered



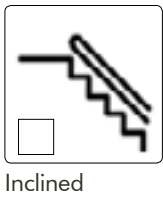
## Straight rail colours



## Rail start



## Rail finish



## Swivel



☐ Powered



☐ Two-way powered

## Seatbelt



☐ Diagonal lap harness



☐ Five-point harness

## Folding



☐ Powered footrest button

## Dimensions

Min. width of unfolded stairlift:  
654mm / 25.7"  
Min. width of folded stairlift:  
339mm / 13.3"  
Max. weight range:  
120 – 160kg / 19 – 25 stone



**Contact us on:**  
**0800 715497**

